

SAN MATEO COUNTY LAW LIBRARY
710 Hamilton Street
Redwood City, CA 94063
650-363-4913
www.smclawlibrary.org

March 26, 2026

BOARD OF LAW LIBRARY TRUSTEES MEETING

LOCATION: CONFERENCE ROOM, SAN MATEO COUNTY LAW LIBRARY
710 HAMILTON STREET, REDWOOD CITY, CALIFORNIA 94063

Zoom Meeting ID 233 094 3330

Remote attendance by Elaine Fraser

Redwood City, CA 94063

Materials related to an item on this Agenda are available for public inspection at the Law Library during normal business hours.

Meetings are accessible to people with disabilities. Individuals who need special assistance or a disability-related modification or accommodation to participate in this meeting, or who have a disability and wish to request an alternative format for the agenda, meeting notice, agenda packet or other writings that may be distributed at the meeting, should contact the Law Library at least three (3) days prior to the meeting. Notification in advance of the meeting will enable the Law Library to make reasonable arrangements to ensure accessibility to this meeting and materials related to it.

Members of the public may be heard on any item on the agenda. Persons addressing the Board will be limited to two minutes unless the President of the Board grants a longer period of time. The Board will only allow comments by members of the public on an item on the agenda during discussion of the item.

THURSDAY, March 26, 2026 12:15 P.M.

AGENDA (AMENDED)

1. CLOSED SESSION
2. REGULAR SESSION
 - a. Report on closed session
 - b. Approval of Minutes of the Thursday, January 22 meeting.
 - c. Acceptance of Report of Expenses for Period 6 (December), Period 7 (January) FY2025-26
 - d. Discussion/Informational Updates and Policy Decisions:
 - Welcome appointed trustee Elaine Fraser
 - Form 700 Filings
 - Judges Luncheon March 27
 - Appointment by San Mateo County Bar Assoc. liaison James Buatti
 - Other matters of interest

- e. Report of the San Mateo County Bar Association
 - f. Public open comment.
3. ADJOURNMENT

PROPOSED 2026 MEETING SCHEDULE
NEXT MEETING MAY 28, 2026

Mark Your Calendar!

2026 San Mateo County Law Library Board of Trustees Meeting Schedule:

- May 28
- June 25
- August 27
- October 22
- November 19 or December 10

Payroll & Benefits	Blake, Larry	\$429.00
	Bracco, Caroline	\$8,912.00
	Brill, Margaret Ruth	\$2,757.75
	Chaves, Shawn	\$5,864.00
	Conventini, Antonella	\$6,406.40
	Cubing, Ino	\$0.00
	Cubing, Isabelle	\$0.00
	Jimenez, Vanessa	\$0.00
	Krehnke, Isabel	\$0.00
	LeMon, Viola	\$87.50
	Woods, Marcia	\$2,757.75
	Medicare & FICA	\$384.25
	Active Employee Benefits	\$4,337.34
	Retired Employee Benefits	\$1,355.99
Subtotal:	\$33,291.98	
Total Monthly Expenses:		\$101,395.90

DETAILED MONTHLY INCOME			
Fund	Income Source	Comments	Amount
SMC Trust	Filing Fees		\$72,375.77
	Interest		\$0.00
	Credits/Refunds		\$327.85
	Other	Reissue Chk \$42,656.75; St Calif - Fiscal Consolidated Pymt \$16,957.37	\$59,613.88
	Subtotal:		\$132,317.50
CitiBank	Photocopier		\$114.00
	Computer Printing		\$112.00
	Conference Room Rental		\$0.00
	Deed Form Sales		\$95.00
	MCLE Tape Circulation		\$5.00
	24-hour Material Circulation		\$0.00
	Extra Computer Time		\$20.00
	Lost Book Replacement		\$0.00
	Vendor Credits/Refunds		\$0.00
	SVCF Deposits		\$0.00
	Grants		\$0.00
	Overdue Fines		\$20.00
	Transfers		\$0.00
	Square Transactions		\$0.00
	Other		\$0.00
Subtotal:		\$366.00	
Total Monthly Income:			\$132,683.50

	A	B	C	D	E	F	G	H
1	Expense Category	December Expenses			YTD Expenses	Budgeted YTD	Fiscal Year Budget	
2		SMC Trust Acct.	CitiBank Acct.	Acct. Totals				
3	PAYROLL							
4	Full time	\$21,182.40	\$0.00	\$21,182.40	\$137,348.00	\$140,000.00	\$280,000.00	
5	Part time	\$6,032.00	\$0.00	\$6,032.00	\$37,820.41	\$52,500.00	\$105,000.00	
6	Subtotal :	\$27,214.40	\$0.00	\$27,214.40	\$175,168.41	\$192,500.00	\$385,000.00	
7	BENEFITS							
8	Active Employee Benefits	\$4,337.34	\$0.00	\$4,337.34	\$25,770.00	\$20,000.00	\$40,000.00	
9	CalPERS Pension Prefunding*	\$0.00	\$0.00	\$0.00	\$0.00	\$0.00	\$0.00	
10	CalPERS Retirement	\$3,297.24	\$0.00	\$3,297.24	\$20,133.44	\$16,500.00	\$33,000.00	
11	CalPERS UAL	\$0.00	\$0.00	\$0.00	\$69,777.09	\$33,500.00	\$67,000.00	
12	Medicare & FICA	\$384.25	\$0.00	\$384.25	\$4,043.40	\$6,500.00	\$13,000.00	
13	Prior OASDI	\$0.00	\$0.00	\$0.00	\$0.00	\$0.00	\$0.00	
14	Retired Employee Benefits	\$1,355.99	\$0.00	\$1,355.99	\$8,262.86	\$8,000.00	\$16,000.00	
15	Subtotal :	\$9,374.82	\$0.00	\$9,374.82	\$127,986.79	\$84,500.00	\$169,000.00	
16	LIBRARY RESOURCES							
17	Electronic Resources	\$52,173.60	\$0.00	\$52,173.60	\$138,867.05	\$65,000.00	\$130,000.00	
18	New Materials	\$0.00	\$0.00	\$0.00	\$0.00	\$500.00	\$1,000.00	
19	Print Resources	\$8,174.86	\$75.17	\$8,250.03	\$29,828.34	\$42,500.00	\$85,000.00	
20	Subtotal :	\$60,348.46	\$75.17	\$60,423.63	\$168,695.39	\$108,000.00	\$216,000.00	
21	OPERATIONAL EXPENSES							
22	Bookkeeping Support	\$0.00	\$956.75	\$956.75	\$5,556.25	\$7,500.00	\$15,000.00	
23	Building Maintenance	\$0.00	\$110.00	\$110.00	\$3,929.50	\$7,500.00	\$15,000.00	
24	Capital Improvements	\$0.00	\$0.00	\$0.00	\$0.00	\$0.00	\$0.00	
25	Catering	\$0.00	\$667.05	\$667.05	\$1,068.55	\$700.00	\$1,400.00	
26	Citibank Service Charges	\$0.00	\$48.03	\$48.03	\$209.15	\$180.00	\$360.00	
27	Copy Machines	\$208.68	\$0.00	\$208.68	\$1,046.24	\$1,500.00	\$3,000.00	
28	Dues	\$0.00	\$0.00	\$0.00	\$50.00	\$650.00	\$1,300.00	
29	Educational/Professional	\$0.00	\$0.00	\$0.00	\$56.68	\$1,000.00	\$2,000.00	
30	Insurance	\$0.00	\$0.00	\$0.00	\$4,887.91	\$4,250.00	\$8,500.00	
31	Miscellaneous	\$0.00	\$0.00	\$0.00	\$0.00	\$500.00	\$1,000.00	
32	Office Supplies	\$137.33	\$666.03	\$803.36	\$1,416.95	\$1,000.00	\$2,000.00	
33	Promotional	\$0.00	\$0.00	\$0.00	\$234.99	\$500.00	\$1,000.00	
34	Services	\$0.00	\$0.00	\$0.00	\$479.38	\$5,000.00	\$10,000.00	
35	Support Software	\$0.00	\$383.48	\$383.48	\$5,229.96	\$1,500.00	\$3,000.00	
36	Tech Support	\$874.00	\$0.00	\$874.00	\$7,132.00	\$5,000.00	\$10,000.00	
37	Telecommunications	\$41.14	\$331.70	\$372.84	\$1,786.17	\$1,000.00	\$2,000.00	
38	Transfers	\$0.00	\$0.00	\$0.00	\$0.00	\$0.00	\$0.00	
39	Travel Expenses	\$0.00	\$0.00	\$0.00	\$0.00	\$1,000.00	\$2,000.00	
40	Use Tax	\$0.00	\$0.00	\$0.00	\$0.00	\$0.00	\$0.00	
41	Subtotal :	\$1,261.15	\$3,163.04	\$4,424.19	\$33,083.73	\$38,780.00	\$77,560.00	
42	TOTAL:	\$98,198.83	\$3,238.21	\$101,437.04	\$504,934.32	\$423,780.00	\$847,560.00	

Income Category	December Income	YTD Income
TRIAL BALANCE REPORTED INCOME (Deposited to County Trust Fund)		
Filing Fees	\$72,375.77	\$370,507.64
Interest	\$0.00	\$22,119.74
Credits/Refunds	\$327.85	\$401.02
Other	\$59,613.88	\$59,619.38
Subtotal:	\$132,317.50	\$452,647.78
LIBRARY GENERATED INCOME (Deposited to Library CitiBank Acct)		
Photocopier	\$114.00	\$760.00
Computer Printing	\$112.00	\$786.50
Conference Room Rental	\$0.00	\$0.00
Deed Form Sales	\$95.00	\$396.00
MCLE Tape Circulation	\$5.00	\$5.00
24-hour Material Circulation	\$0.00	\$50.00
Extra Computer Time	\$20.00	\$70.00
Lost Book Replacement	\$0.00	\$0.00
Vendor Credits/Refunds	\$0.00	\$0.00
SVCF Deposits	\$0.00	\$0.00
Grants	\$0.00	\$0.00
Overdue Fines	\$20.00	\$30.00
Transfers	\$0.00	\$0.00
Square Transactions	\$0.00	\$0.00
Other	\$0.00	\$0.00
Subtotal:	\$366.00	\$2,097.50
TOTAL:	\$132,683.50	\$454,745.28

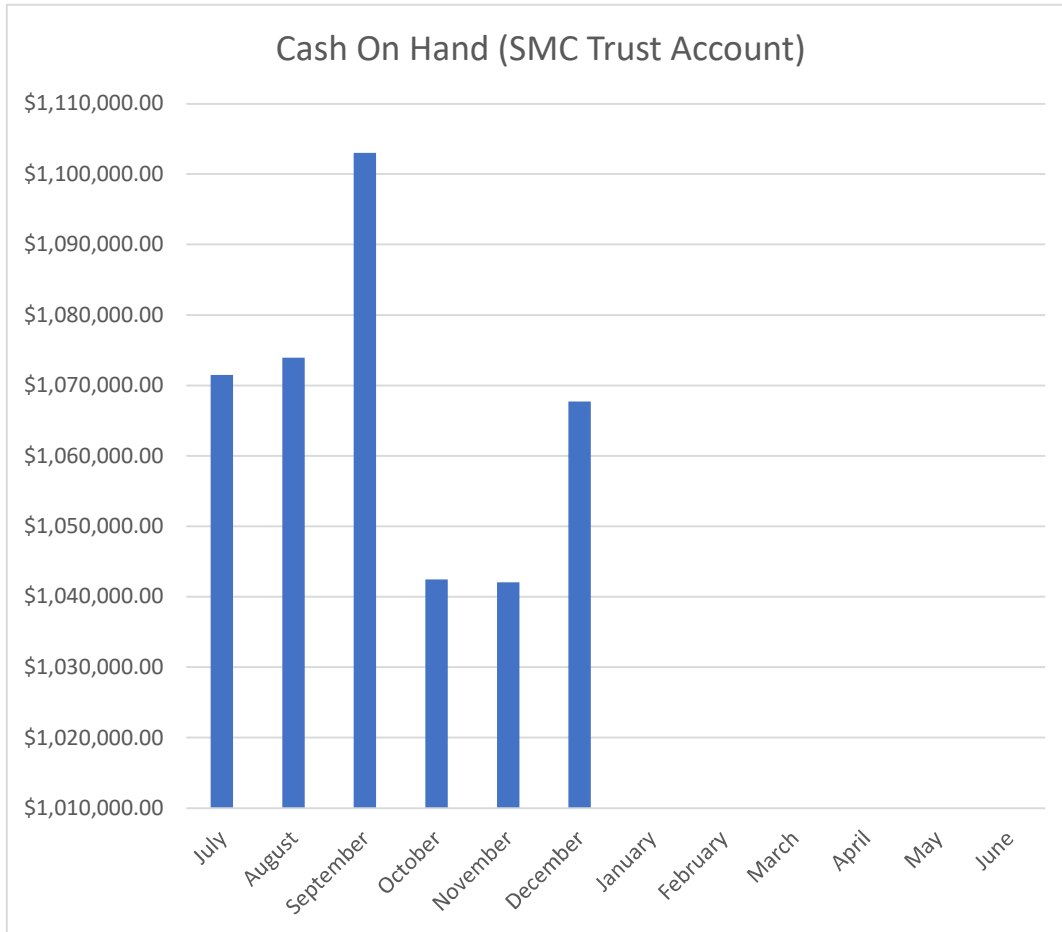
Transaction Date	Item	Debit	Credit	BALANCE
Beginning Balance 12/1/2025				\$51,893.29
Ending Balance 12/31/2025				\$49,182.23
DECEMBER				
12/2/2025	Square Inc		\$3.50	\$51,896.79
12/3/2025	Square Inc		\$7.64	\$51,904.43
12/5/2025	Square Inc		\$10.66	\$51,915.09
12/5/2025	San Jose Mercury News	\$59.60		\$51,855.49
12/5/2025	Joe Kirley #400	\$110.00		\$51,745.49
12/8/2025	Square Inc		\$1.55	\$51,747.04
12/8/2025	Amazon	\$28.56		\$51,718.48
12/8/2025	AT&T	\$203.30		\$51,515.18
12/8/2025	Paula Edmondson #452	\$440.75		\$51,074.43
12/9/2025	The Sandwich Spot	\$98.43		\$50,976.00
12/9/2025	All Modern	\$237.33		\$50,738.67
12/9/2025	Amazon	\$370.08		\$50,368.59
12/9/2025	Account Analysis	\$28.03		\$50,340.56
12/11/2025	Square Inc		\$11.54	\$50,352.10
12/11/2025	Wall Street Journal	\$15.57		\$50,336.53
12/11/2025	Walgreens	\$30.06		\$50,306.47
12/15/2025	Square Inc		\$111.86	\$50,418.33
12/16/2025	Square Inc		\$3.26	\$50,421.59
12/16/2025	Safeway	\$12.86		\$50,408.73
12/16/2025	Safeway	\$15.36		\$50,393.37
12/16/2025	Safeway	\$62.46		\$50,330.91
12/16/2025	Mama Coco Cocina Mexicana	\$477.94		\$49,852.97
12/19/2025	Square Inc		\$11.14	\$49,864.11
12/19/2025	AT&T	\$128.40		\$49,735.71
12/22/2025	Carbonite Backup	\$383.48		\$49,352.23
12/23/2025	Paula Edmondson #302	\$516.00		\$48,836.23
12/24/2025	Deposit		\$366.00	\$49,202.23
12/29/2025	Returned Deposit Check	\$20.00		\$49,182.23
TOTALS:		\$3,238.21	\$527.15	
Ending Balance 12/31/25				\$49,182.23
Monthly Difference:				-2,711.06

**CASH ON HAND
 (SMC Trust Account)**

PERIOD	TOTAL INCOME*	TOTAL EXPENSES	CASH ON HAND
July	\$79,903.25	\$120,985.53	\$1,071,480.99
August	\$56,869.64	\$54,427.87	\$1,073,922.76
September	\$64,431.80	\$35,355.55	\$1,102,999.01
October	\$68,030.43	\$128,551.86	\$1,042,477.58
November	\$51,095.16	\$51,529.96	\$1,042,042.78
December	\$132,317.74	\$106,657.70	\$1,067,702.82
January			
February			
March			
April			
May			
June			
TOTALS	\$452,648.02	\$497,508.47	

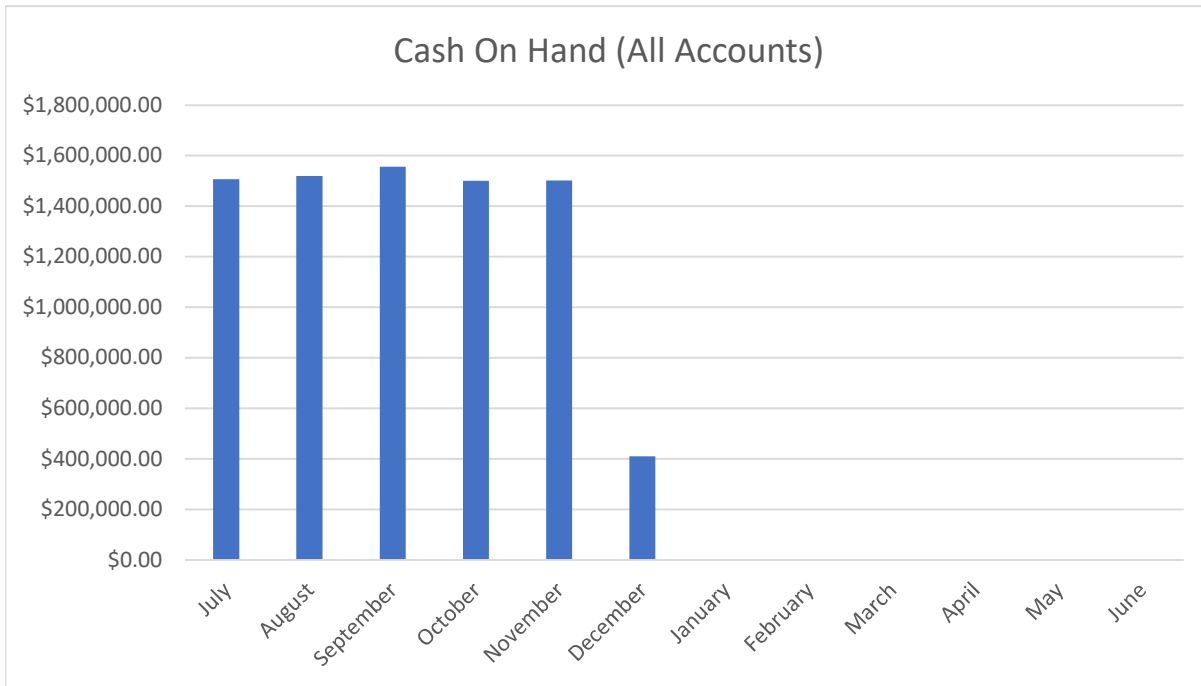
YTD Difference	-\$44,860.45
-----------------------	---------------------

* Total income deposited in County Trust Fund



**Total Cash On Hand
 (All accounts)**

PERIOD	SMC Trust Fund	CitiBank Account	Schwab Account	CalPERS Prefunding Account	TOTAL
July	\$1,071,480.99	\$55,493.61	\$346,555.06	\$33,143.16	\$1,506,672.82
August	\$1,073,922.76	\$54,251.61	\$356,472.85	\$34,091.52	\$1,518,738.74
September	\$1,102,999.01	\$53,379.58	\$365,493.79	\$34,408.76	\$1,556,281.14
October	\$1,042,477.58	\$53,002.42	\$370,397.82	\$34,408.76	\$1,500,286.58
November	\$1,042,042.78	\$51,893.29	\$373,267.75	\$34,667.25	\$1,501,871.07
December	\$1,067,702.82	\$49,182.23	\$375,390.59	\$34,652.81	\$410,043.40
January					\$0.00
February					\$0.00
March					\$0.00
April					\$0.00
May					\$0.00
June					\$0.00



Payroll & Benefits	Blake, Larry	\$26.00
	Bracco, Caroline	\$7,812.00
	Brill, Margaret Ruth	\$2,353.28
	Chaves, Shawn	\$5,864.00
	Conventini, Antonella	\$6,406.40
	Cubing, Ino	
	Cubing, Isabelle	
	Jimenez, Vanessa	
	Krehnke, Isabel	\$600.00
	LeMon, Viola	\$100.00
	Woods, Marcia	\$2,500.36
	Medicare & FICA	\$375.91
	Active Employee Benefits	\$4,878.68
	Retired Employee Benefits	\$1,397.11
	Subtotal:	\$32,287.74
Total Monthly Expenses:		\$55,793.96

DETAILED MONTHLY INCOME			
Fund	Income Source	Comments	Amount
SMC Trust	Filing Fees		\$49,661.91
	Interest		\$10,481.19
	Credits/Refunds		\$0.00
	Other		\$0.00
	Subtotal:		
CitiBank	Photocopier		\$137.55
	Computer Printing		\$210.45
	Conference Room Rental		\$0.00
	Deed Form Sales		\$50.00
	MCLE Tape Circulation		\$45.00
	24-hour Material Circulation		\$30.00
	Extra Computer Time		\$25.00
	Lost Book Replacement		\$0.00
	Vendor Credits/Refunds		\$0.00
	SVCF Deposits		\$0.00
	Grants		\$0.00
	Overdue Fines		\$0.00
	Transfers		\$0.00
	Square Transactions		\$0.00
	Other		\$0.00
Subtotal:			\$498.00
Total Monthly Income:			\$60,641.10

	A	B	C	D	E	F	G	H
1	Expense Category	January Expenses			YTD Expenses	Budgeted YTD	Fiscal Year Budget	
2		SMC Trust Acct.	CitiBank Acct.	Acct. Totals				
3	PAYROLL							
4	Full time	\$20,082.40	\$0.00	\$20,082.40	\$157,430.40	\$163,333.33	\$280,000.00	
5	Part time	\$5,579.64	\$0.00	\$5,579.64	\$43,400.05	\$61,250.00	\$105,000.00	
6	Subtotal :	\$25,662.04	\$0.00	\$25,662.04	\$200,830.45	\$224,583.33	\$385,000.00	
7	BENEFITS							
8	Active Employee Benefits	\$4,878.68	\$0.00	\$4,878.68	\$30,648.68	\$23,333.33	\$40,000.00	
9	CalPERS Pension Prefunding*	\$0.00	\$0.00	\$0.00	\$0.00	\$0.00	\$0.00	
10	CalPERS Retirement	\$4,945.86	\$0.00	\$4,945.86	\$25,079.30	\$19,250.00	\$33,000.00	
11	CalPERS UAL	\$0.00	\$0.00	\$0.00	\$69,777.09	\$39,083.33	\$67,000.00	
12	Medicare & FICA	\$375.91	\$0.00	\$375.91	\$4,419.31	\$7,583.33	\$13,000.00	
13	Prior OASDI	\$0.00	\$0.00	\$0.00	\$0.00	\$0.00	\$0.00	
14	Retired Employee Benefits	\$1,397.11	\$0.00	\$1,397.11	\$9,659.97	\$9,333.33	\$16,000.00	
15	Subtotal :	\$11,597.56	\$0.00	\$11,597.56	\$139,584.35	\$98,583.33	\$169,000.00	
16	LIBRARY RESOURCES							
17	Electronic Resources	\$9,516.85	\$0.00	\$9,516.85	\$148,383.90	\$75,833.33	\$130,000.00	
18	New Materials	\$0.00	\$0.00	\$0.00	\$0.00	\$583.33	\$1,000.00	
19	Print Resources	\$2,602.91	\$134.77	\$2,737.68	\$32,566.02	\$49,583.33	\$85,000.00	
20	Subtotal :	\$12,119.76	\$134.77	\$12,254.53	\$180,949.92	\$126,000.00	\$216,000.00	
21	OPERATIONAL EXPENSES							
22	Bookkeeping Support	\$0.00	\$311.75	\$311.75	\$5,868.00	\$8,750.00	\$15,000.00	
23	Building Maintenance	\$0.00	\$55.00	\$55.00	\$3,984.50	\$8,750.00	\$15,000.00	
24	Capital Improvements	\$0.00	\$0.00	\$0.00	\$0.00	\$0.00	\$0.00	
25	Catering	\$0.00	\$183.97	\$183.97	\$1,252.52	\$816.67	\$1,400.00	
26	Citibank Service Charges	\$0.00	\$40.10	\$40.10	\$249.25	\$210.00	\$360.00	
27	Copy Machines	\$208.68	\$0.00	\$208.68	\$1,254.92	\$1,750.00	\$3,000.00	
28	Dues	\$0.00	\$51.57	\$51.57	\$101.57	\$758.33	\$1,300.00	
29	Educational/Professional	\$0.00	\$320.00	\$320.00	\$376.68	\$1,166.67	\$2,000.00	
30	Insurance	\$0.00	\$3,193.00	\$3,193.00	\$8,080.91	\$4,958.33	\$8,500.00	
31	Miscellaneous	\$0.00	\$0.00	\$0.00	\$0.00	\$583.33	\$1,000.00	
32	Office Supplies	\$0.00	\$57.77	\$57.77	\$1,474.72	\$1,166.67	\$2,000.00	
33	Promotional	\$0.00	\$0.00	\$0.00	\$234.99	\$583.33	\$1,000.00	
34	Services	\$0.00	\$0.00	\$0.00	\$479.38	\$5,833.33	\$10,000.00	
35	Support Software	\$0.00	\$199.00	\$199.00	\$5,428.96	\$1,750.00	\$3,000.00	
36	Tech Support	\$1,140.00	\$0.00	\$1,140.00	\$8,272.00	\$5,833.33	\$10,000.00	
37	Telecommunications	\$45.87	\$544.99	\$590.86	\$2,377.03	\$1,166.67	\$2,000.00	
38	Transfers	\$0.00	\$0.00	\$0.00	\$0.00	\$0.00	\$0.00	
39	Travel Expenses	\$0.00	\$0.00	\$0.00	\$0.00	\$1,166.67	\$2,000.00	
40	Use Tax	\$0.00	\$0.00	\$0.00	\$0.00	\$0.00	\$0.00	
41	Subtotal :	\$1,394.55	\$4,957.15	\$6,351.70	\$39,435.43	\$45,243.33	\$77,560.00	
42	TOTAL:	\$50,773.91	\$5,091.92	\$55,865.83	\$560,800.15	\$494,410.00	\$847,560.00	

Income Category	January Income	YTD Income
TRIAL BALANCE REPORTED INCOME (Deposited to County Trust Fund)		
Filing Fees	\$49,661.91	\$420,169.55
Interest	\$10,481.19	\$32,600.93
Credits/Refunds	\$0.00	\$401.02
Other	\$0.00	\$59,619.38
Subtotal:	\$60,143.10	\$512,790.88
LIBRARY GENERATED INCOME (Deposited to Library CitiBank Acct)		
Photocopier	\$137.55	\$897.55
Computer Printing	\$210.45	\$996.95
Conference Room Rental	\$0.00	\$0.00
Deed Form Sales	\$50.00	\$446.00
MCLE Tape Circulation	\$45.00	\$50.00
24-hour Material Circulation	\$30.00	\$80.00
Extra Computer Time	\$25.00	\$95.00
Lost Book Replacement	\$0.00	\$0.00
Vendor Credits/Refunds	\$0.00	\$0.00
SVCF Deposits	\$0.00	\$0.00
Grants	\$0.00	\$0.00
Overdue Fines	\$0.00	\$30.00
Transfers	\$0.00	\$0.00
Square Transactions	\$0.00	\$0.00
Other	\$0.00	\$0.00
Subtotal:	\$498.00	\$2,595.50
TOTAL:	\$60,641.10	\$515,386.38

CitiBank Monthly Transactions

Period 7
JANUARY

San Mateo County Law Library
FY2025-2026

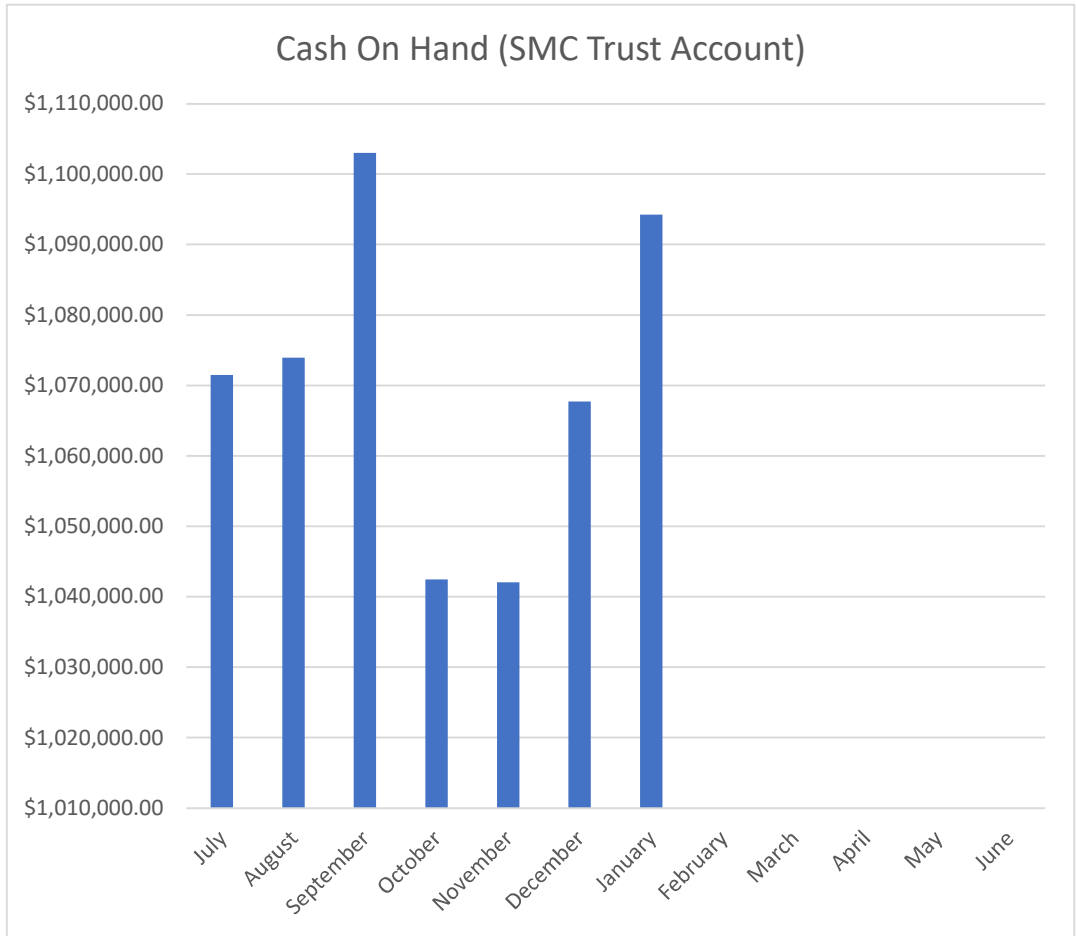
Transaction Date	Item	Debit	Credit	BALANCE
Beginning Balance 1/1/2026				\$49,182.23
Ending Balance 1/31/2026				\$44,797.52
JANUARY				
1/5/2026	San Jose Mercury News	\$59.60		\$49,122.63
1/6/2026	Square Inc		\$6.67	\$49,129.30
1/7/2026	Joe Kirley #453	\$55.00		\$49,074.30
1/8/2026	Square Inc		\$9.35	\$49,083.65
1/8/2026	Account Analysis	\$40.10		\$49,043.55
1/9/2026	Square Inc		\$35.45	\$49,079.00
1/13/2026	Square Inc		\$9.10	\$49,088.10
1/13/2026	Wall Street Journal	\$15.57		\$49,072.53
1/13/2026	Amazon	\$57.77		\$49,014.76
1/14/2026	Square Inc		\$6.67	\$49,021.43
1/14/2026	Jesuit Retreat Center	\$320.00		\$48,701.43
1/16/2026	Square Inc		\$116.73	\$48,818.16
1/20/2026	Paula Edmondson #455	\$311.75		\$48,506.41
1/21/2026	Square Inc		\$15.14	\$48,521.55
1/21/2026	California Chamber of Commerce	\$51.57		\$48,469.98
1/21/2026	The Sandwich Spot	\$99.20		\$48,370.78
1/21/2026	AT&T	\$128.40		\$48,242.38
1/23/2026	Square Inc		\$6.60	\$48,248.98
1/23/2026	AT&T	\$416.59		\$47,832.39
1/27/2026	The Sandwich Spot	\$84.77		\$47,747.62
1/28/2026	The Hartford Insurance	\$3,193.00		\$44,554.62
1/29/2026	Square Inc		\$3.50	\$44,558.12
1/30/2026	Deposit		\$498.00	\$45,056.12
1/30/2026	San Jose Mercury News	\$59.60		\$44,996.52
1/30/2026	Coursera	\$199.00		\$44,797.52
TOTALS:		\$5,091.92	\$707.21	
Ending Balance 1/31/2026				\$44,797.52
Monthly Difference:				-4,384.71

**CASH ON HAND
 (SMC Trust Account)**

PERIOD	TOTAL INCOME*	TOTAL EXPENSES	CASH ON HAND
July	\$79,903.25	\$120,985.53	\$1,071,480.99
August	\$56,869.64	\$54,427.87	\$1,073,922.76
September	\$64,431.80	\$35,355.55	\$1,102,999.01
October	\$68,030.43	\$128,551.86	\$1,042,477.58
November	\$51,095.16	\$51,529.96	\$1,042,042.78
December	\$132,317.74	\$106,657.70	\$1,067,702.82
January	\$60,143.10	\$33,590.37	\$1,094,255.55
February			
March			
April			
May			
June			
TOTALS	\$512,791.12	\$531,098.84	

YTD Difference	-\$18,307.72
-----------------------	---------------------

* Total income deposited in County Trust Fund



**Total Cash On Hand
 (All accounts)**

PERIOD	SMC Trust Fund	CitiBank Account	Schwab Account	CalPERS Prefunding Account	TOTAL
July	\$1,071,480.99	\$55,493.61	\$346,555.06	\$33,143.16	\$1,506,672.82
August	\$1,073,922.76	\$54,251.61	\$356,472.85	\$34,091.52	\$1,518,738.74
September	\$1,102,999.01	\$53,379.58	\$365,493.79	\$34,408.76	\$1,556,281.14
October	\$1,042,477.58	\$53,002.42	\$370,397.82	\$34,408.76	\$1,500,286.58
November	\$1,042,042.78	\$51,893.29	\$373,267.75	\$34,667.25	\$1,501,871.07
December	\$1,067,702.82	\$49,182.23	\$375,390.59	\$34,652.81	\$1,526,928.45
January	\$1,094,255.55	\$44,797.52	\$385,467.46	\$35,016.57	\$1,559,537.10
February					\$0.00
March					\$0.00
April					\$0.00
May					\$0.00
June					\$0.00

